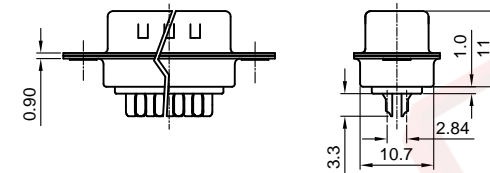
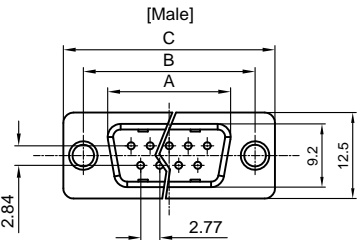
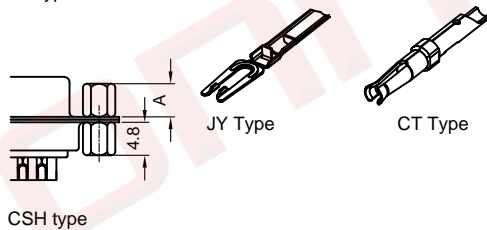
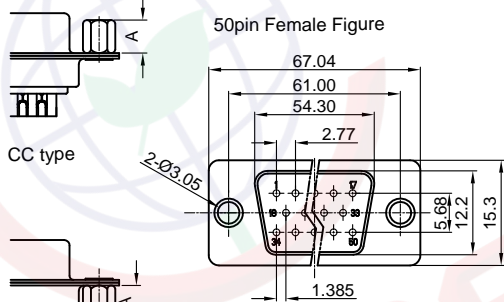
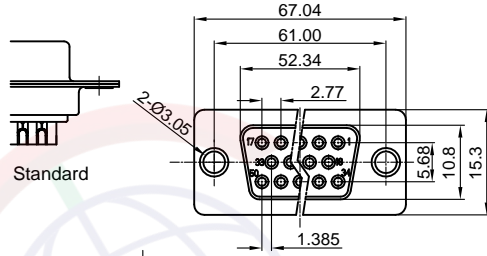
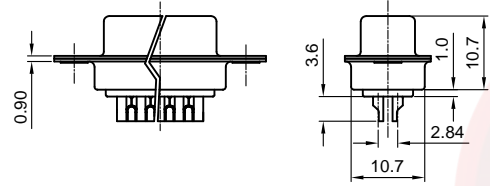
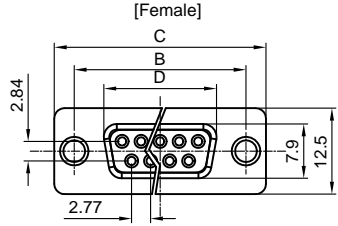


The information provided herein is from CONNELY Electronic Co., Ltd. and is confidential. Any disclosure to a party other than the recipient is prohibited. The intellectual properties and its rights contained herein, including but not limited to, trademarks, patents, copyrights, trade secrets, and technical know-how, are owned exclusively by CONNELY or its affiliates. Unauthorized use or reproduction of any part of this document is strictly prohibited. CONNELY may enforce its intellectual property rights at its own discretion, failures or delays in exercising such rights does not constitute a waiver of such rights.

Dept	
Qty	
DC	1
ED	1
IE	1
ISO	1
PD	1
R&D	1
SD	1
QA	1
QC	1
QE	1

Dimension

Position	A±0.2	B±0.2	C±0.3	D
9	17.90	24.99	30.80	16.33
15	26.50	33.32	39.14	24.66
25	40.00	47.04	53.04	38.38
37	56.50	63.50	69.32	54.84



(Series Image-Reference Only)

REV.	DESCRIPTION	DRAWN	CHECKED	APPROVED
A	NEW RELEASE	LJH 09/24/05'		LJC 09/24/05'
G	DRAWING UPDATE	JLZ 06/09/20'		

NOTES:

- Electrical characteristics:
 - Contact resistance: 20mΩ Max. Initial.
 - Dielectric withstanding voltage: 500V AC(rms) for 1 minute.
 - Insulation resistance: 1000MΩ Min.

2. Environment characteristics:

- Temperature range: -40°C~+105°C.

3. Materials:

- Insulator:PBT+Glass fiber
- Shell:Steel
- Contact:Copper alloy

4. Product number code:

DS1033- X X X X X X X - X

- Contact type
JY: JY type
CT: CT type
- Screw DIM. A
S: Standard(W/O nut)
1: 5.00 2: 3.00
3: 5.20 4: 4.80
5: 5.80 6: 4.00
- Screw type
S: Standard(W/O nut)
1: CC type
2: CS type
3: CSH type
- Contact plating
8: Full gold flash
Si: Selective gold flash
6: Full tin
- Shell plating
T: Front & Back Tin
N: Front Nickel,Back Tin
- Housing color
B: Black W: White
U: Blue
- Connector type
M: Male
F: Female
- No.of contacts
09,15,25,37,50

GENERAL TOLERANCE		ANGLE TOLERANCE	
X.	±0.60	X.	±5°
.X	±0.38	.X	±3°
.XX	±0.25	.XX	±2°

DRAWING TYPE	CUSTOMER		
SCALE	1:1	SHEET	1 OF 1
DRAWING NO.	C-DS1033-XXXXXXX-X-G		

PROJECTION		TITLE	D-SUB STANDARD SOLDER TYPE	
UNITS	mm	SERIES	DS1033 SERIES	
SHEET SIZE	A4			

晨翔电子有限公司
CONNFLY ELECTRONIC CO. LTD