

SSL - Discrete Wire IDC



Series 9176



The 917X series of surface mount Insulation Displacement Connectors (IDC) were developed to meet the harsh automotive and industrial market applications for connecting individual wires directly to a PCB ranging from 14 AWG to 28 AWG. This industry proven contact system has been tested to automotive levels of shock, vibration, and temperature cycling to prove their reliability and robustness. The simplicity of inserting a wire into the connector with a small tool allows a wide range of devices to be connected to the PCB without soldering. In SSL applications specifically, these connectors are used to bring power and signal onto the PCB or are used to daisy chain multiple boards together in a long string. While the IDC contact provides a gas-tight connection to conductor of the wire, the housing has been designed to grab the insulation of the wire to provide a positive strain relief even in the harshest conditions. In case of repair, the wires can be removed and replace up to three times.

The 9176 series accepts 18 AWG to 24 AWG wires with an insulation diameter ranging from 1.1mm to 2.1mm. These dual contact connectors support a 10 amp current rating with two large SMT solder tails per wire to provide maximum stability on the PCB. Available in 1p-3p configuration, these connectors can be end stackable for higher pin counts. The 9176 series also comes with optional locking strain relief caps that act as the termination tool for severe vibration applications.

APPLICATIONS

- Connecting discrete wire components directly to the PCB
- Bringing power and signals onto a PCB
- Daisy chaining PCB's together to create a continuous string of boards
- Application Notes: refer to 201-01-124

FEATURES AND BENEFITS

- IDC contact provides a gas-tight connection to the PCB for long term reliability
- Connector housing captures the wire insulation for positive strain relief
- Tested to automotive levels on shock, vibration and temperature cycling for reliability
- Low and high volume assembly tools to match production volumes
- Reduced total applied cost versus solder or crimp processes
- Optional thru and end caps lock in place to provide maximum strain relief
- High temperature insulator capable to 260°C reflow soldering processes

ELECTRICAL

- Current Rating: 10 Amp / Contact
- Voltage Rating: 250 VAC

ENVIRONMENTAL

- Operating Temperature: -40°C to +125°C

MECHANICAL

- Insulator Material: Nylon 46: UL94V0
- Contact Material: Phosphor Bronze
- Plating: Tin over Nickel
- Durability: 3 Cycles

HOW TO ORDER

00
Prefix

9176
Series

00X
Number of Ways

Code	No of Ways	Details
001	1	Page 44
002	2	Page 45
003	3	Page 46

00X
Wire Gauge Size

Code	Accepted Wire Gauge	Wire Insulation	Cap Code Pages 47-48
001	18 Gauge Stranded	Ø 1.6-2.1	021
011	20 Gauge Stranded	Ø 1.6-2.1	021
022	22 Gauge Stranded	Ø 1.1-1.6	016
032	24 Gauge Stranded	Ø 1.1-1.6	016

X
Insulator Color

Code	Color	Application
0	Black	Industrial
1	White	Lighting

06
Plating Option
06 = Pure Tin all over

Certification: UL File #E320991

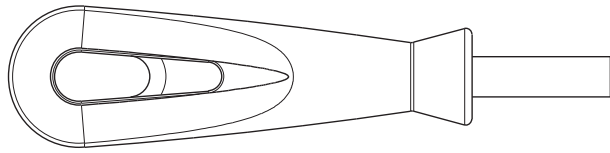


SSL - Discrete Wire IDC



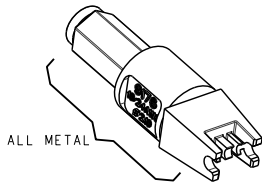
Series 9176

HAND INSERTION TOOLING FOR SINGLE 18/24 GAUGE WIRE



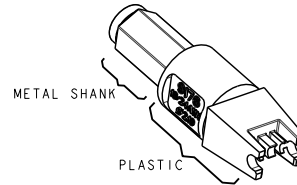
UNIVERSAL HANDLE

Details	Tool Part Number
6.35 A/F HEX BIT HOLDER	06 7000 7730 01 000



HIGH PRODUCTION Metal

Max Insulation Dia (AWG)	Tool Part Number
2.10 (18-20)	06 9176 7017 01 000
1.60 (22-24)	06 9176 7017 02 000

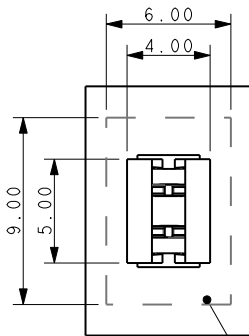


MED PRODUCTION Metal/Plastic

Max Insulation Dia (AWG)	Tool Part Number
2.10 (18-20)	06 9176 7016 01 000
1.60 (22-24)	06 9176 7016 02 000

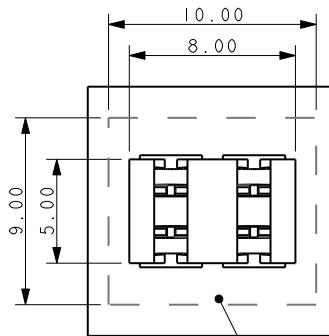
CLEARANCE AREA ON PCB FOR HAND TOOLING

1 WAY



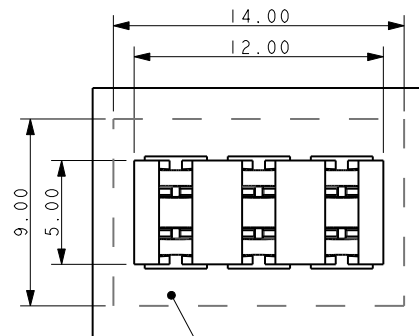
AREA TO BE KEPT CLEAR FOR TOOLING

2 WAY



AREA TO BE KEPT CLEAR FOR TOOLING

3 WAY



AREA TO BE KEPT CLEAR FOR TOOLING